

NAME : COEP TECHNOLOGICAL UNIVERSITY

ADDRESS : 5, WELLESLY ROAD,
SHIVAJI NAGAR, PUNE- 411005

**STATEMENTS OF ACCOUNT
FOR THE YEAR ENDED**

31ST MARCH 2024

Auditor's Report

To,
The Board of Governance,
COEP Technological University,
Pune - 411005

1. Report on Financial Statements:

We have audited the accompanying Financial Statements of COEP Technological University viz. Balance Sheet as at 31st March, 2024 and Income and Expenditure Account for the year then ended and a summary significant accounting policies and other explanatory information.

2. Managements Responsibility for the Financial Statements:

Management is responsible for the preparation of these Financial Statements in accordance with the Maharashtra COEP Technological University Act, 2022. This responsibility includes the design, implementation, and maintenance of internal control relevant to the preparation of financial statements that are free from material misstatement, whether due to fraud or error.

3. Auditor's responsibility:

Our responsibility is to express an opinion on these financial statements based on our audit. We conducted our audit in accordance with the standards on Auditing issued by the Institute of Chartered Accountants of India. Those Standards require that we comply with ethical requirements and plan and perform the audit to obtain reasonable assurance about whether the financial statements are free from material misstatements.

4. An audit involves performing procedures to obtain audit evidence about the amounts and disclosures in the financial statements. The procedures selected depend on the auditor's judgment, including the assessment of the risks of material misstatement of financial



statements, whether due to fraud or error. In making those risk assessments, the auditor considers internal control relevant to the entity's preparation and fair presentation of the financial statements in order to design audit procedures that are appropriate in the circumstances. An audit also includes evaluating the appropriateness of accounting policies used and the reasonableness of the accounting estimates made by management, as well as evaluating the overall presentation of the financial statements.

5. We believe that the audit evidence we have obtained is sufficient and appropriate to provide a basis for our audit opinion.

6. Opinion:

In our opinion and to the best of our information and according to the explanations given to us,

a) The Balance Sheet has been drawn up as per the provisions of the Maharashtra COEP Technological University Act, 2022 and rules made there under. The same read with the notes thereon is a full and fair Balance Sheet, containing all the necessary particulars, so as to exhibit a true and fair view of state of affairs of the trust as at 31st March 2024 in conformity with accounting principles generally accepted in India.

And

b) The Income and Expenditure Account, has been drawn up as per the provisions of the Maharashtra COEP Technological University Act, 2022 and rules made there under. The same read with the notes thereon shows surplus for the year, in conformity with accounting principles generally accepted in India.

FOR JOSHI BORSE & POL
(FORMERLY JOSHI & POL)
CHARTERED ACCOUNTANTS
FIRM REGN NO. 104358W



Place: Pune

Date:

27 SEP 2024

A handwritten signature in blue ink, appearing to read "mbpol".

M. B POL
(PARTNER)

M. NO. 035069

UDIN: 24035069 BK Fo FV9968

COEP TECHNOLOGICAL UNIVERSITY PUNE
(A Unitary Public University of Govt. of Maharashtra)
5, Wellesly Road, Shivajinagar, Pune-411005

Income & Expenditure Account for the period 01.04.2023 to 31.03.2024

2022-23 Rs.	INCOME	Note	2023-24 Rs.
72,13,32,242.91	General Fund	15	47,36,55,934.95
29,21,99,140.00	Salary Fund - State Govt.	16	46,46,65,129.00
25,47,65,298.00	Salary Fund - BOG	17	37,41,60,948.00
1,43,48,162.00	Trust Fund	18	5,86,84,677.00
-	Contingency Fund	19	54,30,297.00
1,28,26,44,842.91	Total (A)		1,37,65,96,985.95

2022-23 Rs.	EXPENDITURE	Note	2023-24 Rs.
71,89,52,353.12	General Fund	20	58,94,44,882.33
29,21,98,673.00	Salary Fund - State Govt.	21	46,46,65,129.00
25,47,65,298.00	Salary Fund - BOG	22	37,41,60,948.00
1,26,59,16,324.12	Total (B)		1,42,82,70,959.33
1,67,28,518.79	Balance being excess of Income over Expenditure (A-B)		(5,16,73,973.38)
23,79,889.79	Transfer to General Fund		(11,57,88,947.38)
467.00	Transfer to Salary Fund - State Govt.		-
1,43,48,162.00	Transfer to Trust Fund		5,86,84,677.00
	Transfer to Contingency Fund		54,30,297.00
1,67,28,518.79			(5,16,73,973.38)
Summary of Significant Accounting Policies & Notes to Accounts		22	
The accompanying notes are an integral part of the financial statements.			

AS PER OUR REPORT OF EVEN DATE
FOR JOSHI BORSE & POL
(FORMERLY JOSHI & POL)
CHARTERED ACCOUNTANTS
FIRM REGN. No - 104358W

mbpol

CA. M B. POL
M. No - 035069
PARTNER
UDIN: 240350698KAF0FU9968

27 SEP 2024

FOR COEP TECHNOLOGICAL UNIVERSITY

Aji
CA Amit Bajaj

Finance & Accounts Manager

SP

Prof. Dr. Sunil Bhirud
Vice Chancellor

Omna

Prof. Dr. D. N. Sonawane
Registrar



Note 1 - General Fund

2022-23	Particulars	2023-24	2023-24
		Amount (Rs.)	Amount (Rs.)
58,89,58,120.41	Balance as per last Balance sheet	59,13,38,010.20	
23,79,889.79	Add: Transfer from Income & Expenditure Account	(11,57,88,947.38)	
-	Less: Transfer to General Fund	(8,97,82,781.94)	
-	Add: Transfer from General Fund	16,57,81,151.44	55,15,47,432.32
59,13,38,010.20	Total (Rs.)		55,15,47,432.32

Note 2 - Trust Fund

2022-23	Particulars	2023-24	2023-24
		Amount (Rs.)	Amount (Rs.)
-	Balance as per last Balance sheet	1,43,48,162.00	
1,43,48,162.00	Add: Transfer from Income & Expenditure Account	5,86,84,677.00	7,30,32,839.00
1,43,48,162.00	Total (Rs.)		7,30,32,839.00

Note 3 - Salary Fund - State Govt.


Sr. No	Particulars	2023-24	2023-24
		Amount (Rs.)	Amount (Rs.)
41,656.00	Balance as per last Balance sheet	42,123.00	
467.00	Add: Transfer from Income & Expenditure Account	-	42,123.00
42,123.00	Total (Rs.)		42,123.00

Note 4 - Contingency Fund

2022-23	Particulars	2023-24	2023-24
		Amount (Rs.)	Amount (Rs.)
23,00,00,000.00	Balance as per last Balance sheet	23,00,00,000.00	
-	Add: Transfer from Income & Expenditure Account	54,30,297.00	23,54,30,297.00
23,00,00,000.00	Total (Rs.)		23,54,30,297.00

Note 5 - Development & Program Fund

2022-23	Particulars	2023-24	2023-24
		Amount (Rs.)	Amount (Rs.)
24,59,63,333.00	Balance as per last Balance sheet	36,83,42,863.70	
15,60,00,000.00	Add: Building Grant Chikhali	18,74,76,000.00	
2,63,99,673.40	Add: Project Grants Received	3,58,41,367.00	
-	Add: New Library Building Grant	12,27,00,000.00	
1,54,86,591.80	Add: Interest on FD	41,28,598.00	
36,332.00	Add: Interest on Saving	750.00	71,84,89,578.70
44,38,85,930.20	Total (Rs.) - A		71,84,89,578.70
-	Less: Expenses from Dev. & Program Fund		
-	Project Expenses	48,21,654.18	
55,43,066.50	R & D Expenses	2,73,70,661.00	3,21,92,315.18
55,43,066.50	Total (Rs.) - B		3,21,92,315.18
7,00,00,000.00	Less: Transferred to Any other Fund (Building Fund) on Accumulation		
-	Less: Transferred to Any other Fund (Building Fund) on Accumulation		
36,83,42,863.70	Grand Total (Rs.) - (A-B)		65,62,97,263.52



Note 6 - Any Other Fund

2022-23	Particulars	2023-24	2023-24
		Amount (Rs.)	Amount (Rs.)
1,00,22,65,407.63	Asset Fund		
1.00	Balance as per last Balance Sheet (Assets before Autonomy) (Immovable property as per Note 2.5(b))	1,00,22,65,407.63 1.00	1,00,22,65,408.63
	Macdermind - Alpha Centre Fund		
70,00,000.00	Balance as per last Balance Sheet	1,20,00,000.00	
50,00,000.00	Add: Funds Received during the year		
	Less: Expenses Incurred (Transferred from General Fund Expenses)	1,20,00,000.00	
	Dr.Thomas & Mrs.Sarah Kailath Endowment Fund		
23,19,000.00	A) Balance as per last Balance Sheet - Principal		23,19,000.00
13,54,764.85	B) Balance as per last Balance Sheet - Interest	14,56,220.85	
1,01,456.00	Add: Interest Earned during the year	1,42,284.00	15,98,504.85
	Earmarked Fund-Mothers Basket Fund		
2,51,001.00	Balance as per last Balance Sheet		2,51,001.00
	Earmarked Fund-Finolex-Ph.D. Sch.		
3,00,00,000.00	Balance as per last Balance Sheet	3,00,00,000.00	
-	Add: Interest Earned - FY 2023-24	22,80,000.00	3,22,80,000.00
	Earmarked Fund-CSR Donation-Wipro Pari		
1,00,00,000.00	Balance as per last Balance Sheet	1,00,00,000.00	
-	Add: Funds Received during the year	1,50,00,000.00	
-	Add: Interest Earned - FY 2023-24	3,76,500.00	
-	Less: Expenses Incurred (Transferred to General Fund)	1,00,00,000.00	1,53,76,500.00
	Earmarked Fund-Donation-Promoting Research in Powder Atomization		
3,25,000.00	Balance as per last Balance Sheet	5,05,800.00	
1,80,800.00	Add: Funds Received during the year	3,79,260.00	
-	Less: Expenses Incurred during the year	4,90,060.00	3,95,000.00
	Earmarked Fund-CSR Fund- R&D Activities		
20,00,000.00	Balance as per last Balance Sheet		20,00,000.00
	Earmarked Fund-CSR-SCHEDULE VII(iii) PROMOTION OF EDUCATION		
2,00,000.00	Balance as per last Balance Sheet		2,00,000.00
	Earmarked Fund-Abhimanyu Diwanji		
38,11,003.00	A) Balance as per last Balance Sheet - Principal		38,11,003.00
35,538.00	B) Balance as per last Balance Sheet - Interest	1,58,385.00	
1,22,847.00	Add: Interest Earned during the year	2,88,660.00	4,47,045.00
	Earmarked Funds MacDermind Alpha Center(Year of Creation 31/03/2021 to be utilized before 31/03/2026)		
40,00,000.00	Balance as per last Balance Sheet	40,00,000.00	
	Less: Expenses Incurred (Transferred from General Fund Expenses)	40,00,000.00	
	Earmarked Fund-(Building - Library & Computer IT), (Year of Creation 31/03/2021 to be utilized before 31/03/2026)		
6,56,89,544.00	Balance as per last Balance Sheet	6,56,89,544.00	
-	Less: Transfer to Building fund on utilization in FY 2023-24	4,60,40,965.00	1,96,48,579.00



	<u>CSR - Altair Engineering</u>		
-	Balance as per last Balance Sheet	5,42,179.00	
5,42,179.00	<u>Less: Expenses Incurred during the year</u>	5,40,579.00	1,600.00
	<u>Building Fund (Transferred from Development & Program Fund)</u>		
	<u>(Year of Creation 31/03/2023 to be utilized before 31/03/2028)</u>		
7,00,00,000.00	Balance as per last Balance Sheet	7,00,00,000.00	
-	<u>Less: Transfer to Building fund on utilization in FY 2023-24</u>	7,00,00,000.00	-
	<u>CSR - A Four Technologies Pvt. Ltd</u>		
-	Funds Received during the year		5,00,000.00
	<u>CSR - SEBM Pvt. Ltd</u>		
-	Funds Received during the year	5,35,000.00	
-	<u>Less: Expenses Incurred during the year</u>	3,93,260.00	1,41,740.00
	<u>CSR - ATA Freight Line India Pvt. Ltd</u>		
-	Funds Received during the year		12,85,000.00
	<u>Building Fund (Utilization)</u>		
-	<u>Add: Transfer from Accumulated Funds on Utilization (out of funds created on 31.03.2021)</u>	4,60,40,965.00	
-	<u>Add: Transfer from Accumulated Funds on Utilization (out of funds created on 31.03.2023)</u>	7,00,00,000.00	11,60,40,965.00
	<u>Building Fund (Transferred from Development & Program Fund)</u>		
-	<u>(Year of Creation 31/03/2024 to be utilized before 31/03/2029)</u>		3,00,00,000.00
1,20,51,98,541.48	Total (Rs.)		1,22,85,61,346.48



Note- 7 Sundry Creditors

2022-23	Particulars	2023-24
81,73,443.45	Sundry Creditors	78,74,024.95
81,73,443.45	Total (Rs.)	78,74,024.95



Note- 8 Current Liabilities & Provisions

Particulars	Balance as on 31.03.2023 Rs.	Additions during the year Rs.	Deduction/Trf during the year Rs.	Balance as on 31.03.2024 Rs.
Deposits				
Earnest Money Deposit	73,50,408.00	27,39,000	45,33,308	55,56,100.00
Retention Money Deposit	2,29,83,476.00	1,37,66,104		3,67,49,580.00
Security Deposit	1,29,49,658.00	74,79,911	7,63,976	1,96,65,593.00
General Deposit /Student Deposit	4,01,41,100.00	2,67,77,950	1,47,75,000	5,21,44,050.00
Employee Benefit expenses payable				
Salary Deductions	9,78,88,088.00	9,75,08,798	6,98,97,519	12,54,99,367.00
Salary Payable	21,676.00	25,71,42,331	25,70,25,699	1,38,308.00
Staff Remuneration Payable	1,57,344.00	4,96,638	1,32,344	5,21,638.00
Statutory Dues payable				
GST Payable	82,55,582.56	1,29,13,697.84	1,86,23,403.06	25,45,877.34
TDS Payable- Salary	56,83,793.00	6,79,32,250	6,98,30,124	37,85,919.00
TDS Payable- Others	10,72,520.00	3,44,17,891	2,91,84,979	63,05,432.00
Professional Tax Payable	-	3,69,075	3,69,075	-
Other liabilities				
Higher Education Loan	35,61,901.00	3,55,37,322	3,67,72,345	23,26,878.00
Scholarship Payable	2,21,70,890.25	82,86,811	80,07,590	2,24,50,111.25
Swayam Satelite Payable	49,20,559.00	-	-	49,20,559.00
Alumni Fees Received 2023-24	-	1,57,92,134	1,28,26,550	29,65,584.00
Excess GST Recovery	-	51,90,364	-	51,90,364.00
Total Rs.	22,71,56,995.81	58,63,50,277	52,27,41,912	29,07,65,360.59




Note - 9 - FIXED ASSETS - MOVABLE PROPERTY

SCHEDULE-5

SR	PARTICULARS	GROSS OPENING BALANCE 01.04.2023	ADDITIONS		DEDUCTION	TOTAL COST	ACCUMULATED DEPRECIATION				WDV AS ON 31.03.2024	WDV AS ON 31.03.2023
			ON or BEFORE 2ND OCT 2023	TOTAL			ON or AFTER 3RD OCT 2023	RATE	OPENING BALANCE AS ON 01.04.2023	DEPRECIATION DURING THE YEAR		
1	Boat Club Assets	12,23,474.93	-	12,23,474.93	-	12,23,474.93	1,83,521.00	1,55,993.00	3,39,514.00	15%	8,83,960.93	10,39,953.93
	Boats	6,40,754.34	-	6,40,754.34	-	6,40,754.34	96,113.00	81,696.00	1,77,809.00	0%	4,62,945.34	5,44,641.34
	Elgo Meter	41,736.42	-	41,736.42	-	41,736.42	6,260.00	5,321.00	11,581.00	15%	30,155.42	35,476.42
2	Boat Club - Equipment	4,58,947.00	-	4,58,947.00	-	4,58,947.00	68,842.00	58,516.00	1,27,358.00	0%	3,31,589.00	3,90,105.00
	Floating Jetty	13,059.00	-	13,059.00	-	13,059.00	1,959.00	1,665.00	3,624.00	15%	9,135.00	11,100.00
	Life Jackets	68,978.17	-	68,978.17	-	68,978.17	10,347.00	8,795.00	19,142.00	15%	49,836.17	58,631.17
3	Computers	8,05,58,738.87	22,31,144.00	8,27,89,882.87	30,54,633.00	8,58,44,515.87	3,12,75,991.00	2,12,16,484.00	5,24,92,475.00	40%	3,33,52,040.87	4,92,82,747.87
	Computers / Printers	5,81,71,578.70	-	5,81,71,578.70	24,644.00	5,81,71,578.70	2,32,44,831.00	1,39,70,699.00	3,72,15,530.00	20%	2,09,56,048.70	3,49,26,747.70
	Computers / Printers (Project)	5,24,780.00	-	5,24,780.00	-	5,24,780.00	2,09,912.00	1,25,947.00	3,35,859.00	40%	1,88,921.00	3,14,868.00
4	Software-Project	1,18,048.00	-	1,18,048.00	-	1,18,048.00	47,219.00	28,332.00	75,551.00	0%	42,497.00	70,829.00
	Softwares	2,11,98,606.97	22,31,144.00	2,34,29,750.97	-	2,34,29,750.97	75,55,739.00	63,49,605.00	1,39,05,344.00	40%	95,24,106.97	1,36,42,867.97
	UPS	15,763.20	-	15,763.20	30,29,989.00	30,29,989.00	6,305.00	3,783.00	10,088.00	20%	5,675.20	9,458.20
5	Camera-CCTV	5,21,963.00	-	5,21,963.00	-	5,21,963.00	2,08,785.00	1,25,271.00	3,34,056.00	40%	1,87,907.00	3,13,178.00
	Mobile	7,999.00	-	7,999.00	-	7,999.00	3,200.00	1,920.00	5,120.00	20%	2,879.00	4,799.00
	Equipments	18,72,000,355.70	29,91,120.00	19,01,91,475.70	1,21,53,006.00	20,23,44,481.70	2,52,85,487.00	2,56,47,375.00	5,09,32,862.00	15%	15,14,11,619.70	16,19,14,868.70
6	BioGas Plant	33,945.00	-	33,945.00	-	33,945.00	8,092.00	6,878.00	14,970.00	15%	38,975.00	45,853.00
	Biomethanation Plant	19,108.00	-	19,108.00	-	19,108.00	2,866.00	2,436.00	5,302.00	15%	13,806.00	16,212.00
	Equipments (Project)	4,51,16,810.80	-	4,51,16,810.80	-	4,51,16,810.80	67,24,961.00	57,58,777.00	1,24,83,738.00	15%	3,26,33,072.80	3,83,91,849.80
7	Equipments - R&D	1,52,63,278.00	6,99,999.00	1,59,63,277.00	1,45,500.00	1,59,63,277.00	18,02,628.00	10,913.00	10,913.00	15%	1,34,587.00	1,52,63,278.00
	Machinery & Equipments	12,23,79,192.75	22,91,121.00	12,46,70,313.75	1,20,07,506.00	12,46,70,313.75	1,60,91,737.00	1,62,86,787.00	3,23,78,524.00	7.5%	9,22,91,789.75	10,62,87,455.75
	Projectors	16,46,428.00	-	16,46,428.00	-	16,46,428.00	2,46,964.00	2,09,920.00	4,56,884.00	15%	11,89,514.00	13,99,464.00
8	Solar Water Heating System	6,55,199.00	-	6,55,199.00	-	6,55,199.00	98,280.00	83,538.00	1,81,818.00	0%	4,73,381.00	5,56,919.00
	Water Purifier	4,91,262.15	-	4,91,262.15	-	4,91,262.15	73,689.00	62,636.00	1,36,325.00	15%	3,54,937.15	4,17,573.15
	WC Set (College)	1,57,514.00	-	1,57,514.00	-	1,57,514.00	23,627.00	20,083.00	43,710.00	15%	1,13,804.00	1,33,887.00



	DG Set (Hostel)	1,40,659.00	-	1,40,659.00	15%	21,099.00	17,934.00	39,033.00	1,01,626.00	1,19,360.00
	Kitchen Ventilation System-Hostel	4,54,853.00	-	4,54,853.00	15%	68,228.00	57,994.00	1,26,222.00	3,28,631.00	3,86,625.00
	Camera Visible & Multispectral	37,740.00	-	37,740.00	15%	5,661.00	4,812.00	10,473.00	27,267.00	32,079.00
	Machinery & Equipment- R&D	7,84,366.00	-	7,84,366.00	15%	1,17,655.00	1,00,007.00	2,17,662.00	5,66,704.00	6,66,711.00
4	F.E. Admission - Fixed Assets	4,06,046.13	-	4,06,046.13	0%	52,493.00	45,416.00	97,909.00	3,08,136.86	3,53,552.86
	Computer & Printer	571.74	-	571.74	40%	229.00	137.00	366.00	205.47	342.47
	Furniture	1,71,233.76	-	1,71,233.76	10%	17,123.00	15,411.00	32,534.00	1,38,699.76	1,54,110.76
	Machinery Equipment	1,24,154.35	-	1,24,154.35	15%	18,623.00	15,830.00	34,453.00	89,701.35	1,05,531.35
	Software	2.00	-	2.00	40%	1.00	1.00	1.00	1.00	1.00
	Sound System	81,029.80	-	81,029.80	15%	12,154.00	10,331.00	22,485.00	58,544.80	68,875.80
	UPS	20.48	-	20.48	40%	8.00	5.00	13.00	7.48	12.48
	Water Coolers	24,923.00	-	24,923.00	15%	3,738.00	3,178.00	6,916.00	18,007.00	21,185.00
	Water Purifier	4,111.00	-	4,111.00	15%	617.00	524.00	1,141.00	2,970.00	3,494.00
5	Furniture & Fixtures	5,86,66,001.95	25,30,956.00	6,11,96,957.95		57,67,495.00	56,48,264.00	1,14,15,759.00	5,18,87,553.95	5,28,98,506.95
	Furniture & Fixtures - Auditorium	42,81,201.92	-	42,81,201.92	10%	4,28,120.00	3,85,308.00	8,13,428.00	34,67,773.92	38,53,081.92
	Furniture & Fixtures	5,43,81,078.03	25,30,956.00	5,69,12,034.03	10%	53,39,003.00	51,57,303.00	1,04,96,306.00	4,64,15,728.03	4,90,42,075.03
	Furniture & Fixtures -Project	3,722.00	-	3,722.00	5%	21,06,355.00	1,05,318.00	20,01,037.00	3,015.00	3,350.00
6	Library	2,86,10,917.69	10,54,109.00	2,96,10,917.69		44,35,543.00	36,18,190.00	80,53,733.00	2,05,03,075.69	2,51,75,374.69
	Books & Non Books Material, LR's	1,71,02,899.94	-	1,71,02,899.94	15%	25,59,341.00	21,81,534.00	47,40,875.00	1,23,62,024.94	1,45,43,558.94
	International Journals (Print)	45,27,276.28	-	45,27,276.28	7.5%	6,79,091.00	5,77,228.00	12,56,319.00	32,70,957.28	38,48,185.28
	National Journals (Print)	23,67,282.97	10,54,109.00	23,67,282.97	15%	3,55,092.00	1,43,712.00	4,98,804.00	8,14,369.97	20,12,190.97
	Online Journals	56,13,458.50	-	56,13,458.50	15%	8,42,019.00	7,15,716.00	15,57,735.00	40,55,723.50	47,71,439.50
7	Exam Cell Fixed Assets	9,95,157.00	-	9,95,157.00	0%	1,49,274.00	1,26,882.00	2,76,156.00	7,19,001.00	8,45,883.00
8	TEQIP I Assets	21,94,19,585.00	-	21,94,19,585.00	15%	1,49,274.00	1,26,882.00	2,76,156.00	21,94,19,585.00	21,94,19,585.00
9	TEQIP II Assets	14,52,87,409.00	-	14,52,87,409.00	0%	-	-	-	14,52,87,409.00	14,52,87,409.00
	CSIP-ASSETS	2,87,00,733.00	-	2,87,00,733.00	0%	-	-	-	2,87,00,733.00	2,87,00,733.00
	CSRF-ASSETS	2,80,76,790.00	-	2,80,76,790.00	0%	-	-	-	2,80,76,790.00	2,80,76,790.00
	TEQIP III ASSETS	8,85,09,886.00	-	8,85,09,886.00	0%	-	-	-	8,85,09,886.00	8,85,09,886.00
10	Vehicles	12,56,616.00	-	12,56,616.00	0%	1,88,493.00	1,60,219.00	3,48,712.00	9,07,904.00	10,68,123.00
	Grand (NH-12 IC-2532)	2,34,778.00	-	2,34,778.00	15%	35,217.00	29,934.00	65,151.00	1,69,627.00	1,99,561.00
	Innova (NH-12 IC-1918)	3,42,644.00	-	3,42,644.00	15%	51,397.00	43,687.00	95,084.00	2,47,560.00	2,91,247.00
	Vento (NH-12 HV-8428)	2,59,506.00	-	2,59,506.00	15%	38,926.00	33,087.00	72,013.00	1,87,493.00	2,20,580.00



	Star Bus (MH-12 KC-0395)	4,01,926.00	-	-	-	4,01,926.00	15%	60,289.00	51,246.00	1,11,535.00	2,90,391.00	3,41,637.00
	Vehicle- Ford Ecosport	17,762.00	-	-	-	17,762.00	15%	2,664.00	2,265.00	4,929.00	12,833.00	15,098.00
11	Bajaj Mech- Assets	32,98,644.00	-	-	-	32,98,644.00	40%	5,00,741.00	4,22,212.00	9,22,953.00	23,75,691.00	27,97,903.00
	Bajaj Mech -Computer	1,064.00	-	-	-	1,064.00	10%	426.00	255.00	681.00	383.00	638.00
	Bajaj Mech - Furniture	69,280.00	-	-	-	69,280.00	15%	6,928.00	6,235.00	13,163.00	56,117.00	62,352.00
	Bajaj Mech - Machinery & Equipment	31,91,733.00	-	-	-	31,91,733.00	40%	4,78,760.00	4,06,946.00	8,85,706.00	23,06,027.00	27,12,973.00
	Bajaj Mech - Software	36,567.00	-	-	-	36,567.00	40%	14,627.00	8,776.00	23,403.00	13,164.00	21,940.00
12	BTEL -Fixed Asset	16,51,007.00	-	-	-	16,51,007.00	15%	3,19,802.00	2,42,610.00	5,62,412.00	10,88,595.00	13,31,205.00
	Air Conditioning	5,88,480.00	-	-	-	5,88,480.00	40%	88,272.00	75,031.00	1,63,303.00	4,25,177.00	5,00,208.00
	Audio-Video-Visual	2,86,675.00	-	-	-	2,86,675.00	40%	1,14,670.00	68,802.00	1,83,472.00	1,03,203.00	1,72,005.00
	Computer and Printer	6,739.00	-	-	-	6,739.00	10%	2,696.00	1,617.00	4,313.00	2,426.00	4,043.00
	Furniture & Fixture	24,057.00	-	-	-	24,057.00	15%	2,406.00	2,165.00	4,571.00	19,486.00	21,651.00
	Machinery & Equipment	7,45,056.00	-	-	-	7,45,056.00	15%	1,11,758.00	94,995.00	2,06,753.00	5,38,303.00	6,33,298.00
	TOTAL A (Rs.)	72,95,73,953.27	77,53,220.00	1,73,13,994.00	10,54,109.00	75,35,87,058.00		6,81,58,840.00	5,72,83,645.00	12,54,42,485.00	62,81,44,573.00	66,14,15,113.00



Note - 9A - FIXED ASSETS - IMMOVABLE PROPERTY

SR. NO	PARTICULARS	GROSS OPENING BALANCE 01.04.2023	ADDITIONS		Transferred	SUB TOTAL	RATE (%)	ACCUMULATED DEPRECIATION		TOTAL DEPRECIATION	CLOSING BALANCE 31.03.2024	CLOSING BALANCE 31.03.2023
			ON or BEFORE 2ND OCT 2023	TOTAL				ON or AFTER 3RD OCT 2023	OPENING BALANCE AS ON 01.04.2023			
1	Basket Ball Court	74,197.80	74,197.80	-	-	74,197.80	10%	7,420.00	6,678.00	14,098.00	60,099.80	66,777.80
2	Boat Club Servant Quarters	1,42,422.00	1,42,422.00	-	-	1,42,422.00	10%	14,242.00	12,818.00	27,060.00	1,15,362.00	1,26,180.00
3	Building - Academic Complex	5,03,10,554.20	5,03,10,554.20	-	-	5,03,10,554.20	10%	50,31,055.00	45,27,950.00	95,59,005.00	4,07,31,549.20	4,52,79,489.20
4	Building - Caris Hostel	8,57,31,773.00	8,57,31,773.00	-	-	8,57,31,773.00	10%	85,73,177.00	77,15,860.00	1,62,89,037.00	6,94,42,736.00	7,71,55,596.00
5	Building - Rhau Institute	4,04,23,361.00	4,04,23,361.00	-	-	4,04,23,361.00	10%	40,42,336.00	36,38,103.00	76,80,439.00	3,27,42,922.00	3,63,81,025.00
6	LiA	39,30,625.00	39,30,625.00	-	-	39,30,625.00	10%	3,93,065.00	3,53,755.00	7,46,820.00	31,83,806.00	35,37,561.00
	I Metallurgy	7,86,125.00	7,86,125.00	-	-	7,86,125.00	10%	78,613.00	70,751.00	1,49,364.00	6,36,761.00	7,07,512.00
	II Main Building	7,86,125.00	7,86,125.00	-	-	7,86,125.00	10%	78,613.00	70,751.00	1,49,364.00	6,36,761.00	7,07,512.00
	III Auditorium	7,86,125.00	7,86,125.00	-	-	7,86,125.00	10%	78,613.00	70,751.00	1,49,364.00	6,36,761.00	7,07,512.00
	IV Electrical	7,86,125.00	7,86,125.00	-	-	7,86,125.00	10%	78,613.00	70,751.00	1,49,364.00	6,36,761.00	7,07,512.00
	V E & TC	7,86,125.00	7,86,125.00	-	-	7,86,125.00	10%	78,613.00	70,751.00	1,49,364.00	6,36,761.00	7,07,512.00
7	WIP Library Building (Out of accumulated Funds)	16,70,78,314.00	20,11,24,591.00	1,19,94,688.00	40,02,168.00	20,91,17,111.00	-	-	-	-	20,91,17,111.00	16,70,78,314.00
	I WIP Library & Computer II Building	15,46,84,428.00	18,70,98,976.00	1,19,94,688.00	-	19,90,93,664.00	-	-	-	-	19,90,93,664.00	15,46,84,428.00
	II WIP - Library, Building Mob Advance	1,23,93,886.00	1,40,25,615.00	-	40,02,168.00	1,00,23,447.00	-	-	-	-	1,00,23,447.00	1,23,93,886.00
8	Leasehold Land - Chikhali (From Govt. of Maharashtra)	1.00	1.00	-	-	1.00	-	-	-	-	1.00	1.00
9	WIP-Chikhali	26,62,04,814.00	35,06,42,299.00	10,34,36,570.00	5,73,23,127.00	39,67,55,702.00	-	-	-	-	39,67,55,702.00	26,62,04,814.00
	I WIP-Chikhali-Center Excellence Bldg, Complex	23,73,96,949.00	27,45,91,233.00	7,63,80,655.00	-	35,09,71,888.00	-	-	-	-	35,09,71,888.00	23,73,96,949.00
	II WIP - Chikhali-Mob Adv-Center of Excellence Bldg	1,38,56,585.00	1,38,56,585.00	-	1,38,56,585.00	-	-	-	-	-	-	1,38,56,585.00
	III WIP Chikhali Building Project	3,49,51,280.00	3,80,92,849.00	34,03,863.00	-	4,14,96,712.00	-	-	-	-	4,14,96,712.00	3,49,51,280.00
	IV Material Advance - Shubham EPC	-	2,41,01,592.00	2,36,52,052.00	4,34,66,542.00	42,87,102.00	-	-	-	-	42,87,102.00	-
10	Compound Wall - Chikhali	1,32,61,368.00	1,32,61,368.00	-	-	1,32,61,368.00	10%	13,26,137.00	11,93,523.00	25,19,660.00	1,07,41,708.00	1,19,35,211.00
11	Wall Compound College	19,78,775.00	19,78,775.00	-	-	19,78,775.00	10%	1,97,878.00	1,78,090.00	3,75,968.00	16,02,807.00	17,80,897.00
12	Assets before Autonomy (01.04.2003)	1.00	1.00	-	-	1.00	-	-	-	-	1.00	1.00
	TOTAL B (Rs.)	64,91,36,206.00	57,09,37,620.00	11,54,31,258.00	6,13,25,295.00	80,17,25,890.00	-	1,95,65,310.00	1,76,26,777.00	3,72,12,087.00	76,45,13,805.00	62,95,50,897.00
	GRAND TOTAL A+B (Rs.)	1,37,87,10,159.27	1,30,82,64,793.27	13,27,45,252.00	6,23,79,404.00	1,55,53,12,988.00	-	8,77,44,150.00	7,49,10,422.00	16,26,54,572.00	1,39,26,58,378.00	1,29,09,66,010.00



NOTE 10 - INVESTMENTS

2022-23 (Rs.)	PARTICULARS	2023-24 (Rs.)
1,00,30,29,486.00	Investments in Fixed Deposits	1,41,78,31,705.00
	TOTAL (Rs)	1,41,78,31,705.00



NOTE - 11 SUNDRY DEBTORS

2022-23 (Rs.)	Particulars	2023-24 (Rs.)
1,09,38,023.78	Sundry Debtors	(3,78,89,008.67)
	Total (Rs.)	(3,78,89,008.67)



NOTE 12 - CURRENT ASSETS

Particulars	Balance as on 31.03.2023 Rs.	Additions during the year Rs.	Deduction during the year Rs.	Balance as on 31.03.2024 Rs.
TDS-Deduction Asset	2,60,25,814.00	1,45,30,186.40	2,12,07,892.00	1,93,40,483.40
Receivable - Interest - Accrued-Interest	1,03,17,027.00	2,45,83,855.00	1,03,17,027.00	2,45,83,855.00
Total Rs.	3,63,42,841.00	3,91,14,041	3,15,24,919	4,39,24,338.40



NOTE - 13 - BANK BALANCES

	31.03.2023		31.03.2024
SR.NO	AMOUNT	PARTICULARS	AMOUNT
1	67,37,930.81	Contingency Fund	34,86,860.81
2	1,63,76,296.95	Development & Program Fund	1,07,71,236.77
3	89,93,516.01	Employee Development Fund	1,33,770.53
4	21,50,58,627.79	General Fund	13,14,44,558.23
5	11,60,776.40	Salary Fund	3,11,62,483.40
6	34,04,607.16	Trust Fund	66,808.61
	25,17,31,755.12	TOTAL (Rs)	17,70,65,718.35



NOTE - 14 - LOANS, ADVANCES & DEPOSITS

Particulars	Balance as on 01.04.2023	Additions during the year	Deduction during the year	Balance as on 31.03.2024
	Rs.	Rs.	Rs.	Rs.
Other Advances (Staff)	8,40,351.00	1,68,56,679.00	1,60,42,376.00	16,54,654.00
Suppliers Advance - Advances to Suppliers & Others	1,73,53,035.91	5,05,22,399.00	4,73,99,662.81	2,04,75,772.10
Deposits (Asset)	3,33,98,662.27	15,25,58,854.97	15,91,21,572.56	2,68,35,944.68
Other Assets (TDS Recovery)	-	9,93,185.00	-	9,93,185.00
Total Rs.	5,15,92,049.18	22,09,31,117.97	22,25,63,611.37	4,99,59,555.78



Note - 15 - General Fund

2022-23	Particulars	2023-24
Amount (Rs.)		Amount (Rs.)
44,13,01,855.58	Fees	57,89,44,259.80
25,52,80,909.99	IRG Income	17,61,55,927.02
1,49,73,220.00	Interest on FD	4,56,79,595.77
27,51,820.00	Interest on Saving	34,23,816.00
70,24,437.34	Other Income	4,36,13,284.36
72,13,32,242.91	Total (Rs.) A	84,78,16,882.95
25,47,65,298.00	<u>Less: Transfer to Salary Fund -BOG</u>	37,41,60,948.00
46,65,66,944.91	Total (Rs.) A-B	47,36,55,934.95

Note - 16 - Salary Fund - State Govt.

2022-23	Particulars	2023-24
Amount (Rs.)		Amount (Rs.)
29,21,98,673.00	Grant received during the year	46,46,65,129.00
467.00	Interest on Saving	
29,21,99,140.00	Total (Rs.)	46,46,65,129.00

Note - 17 - Salary Fund - BOG


2022-23	Particulars	2023-24
Amount (Rs.)		Amount (Rs.)
25,47,65,298.00	Transfer from Gen Fund	37,41,60,948.00
25,47,65,298.00	Total (Rs.)	37,41,60,948.00

Note - 18 - Trust Fund

2022-23	Particulars	2023-24
Amount (Rs.)		Amount (Rs.)
1,28,36,982.00	Donations received	5,85,59,073.00
15,11,180.00	Interest on FD	15,436.00
-	Interest on Saving	1,10,168.00
1,43,48,162.00	Total (Rs.)	5,86,84,677.00

Note - 19 - Contingency Fund

2022-23	Particulars	2023-24
Amount (Rs.)		Amount (Rs.)
-	Interest on FD	51,05,598.00
-	Interest on Saving	3,24,699.00
-	Total (Rs.)	54,30,297.00



Note - 20 - General Fund

2022-23	Particulars	2023-24	2023-24
Amount (Rs.)		Amount (Rs.)	Amount (Rs.)
10,37,61,631.00	Civil Maintenance	12,46,28,951.00	
	<u>Less:</u> Transfer to Macdermind Alpha Centre Fund on Utilization (Out of Non Accumulated Amount)	1,20,00,000.00	
	<u>Less:</u> Transfer to Macdermind Alpha Centre Fund on Utilization (Out of Accumulation)	40,00,000.00	
	<u>Less:</u> Transfer to CSR Wipro Pari Fund on Utilization (Out of Non Accumulated Amount)	1,00,00,000.00	9,86,28,951.00
2,37,554.00	Electrical Maintenance		36,14,179.00
-	Data Centre Expenses		23,55,005.00
6,81,58,840.00	Depreciation - Movable Property		5,72,83,645.00
1,95,85,310.00	Depreciation - Immovable Property		1,76,26,777.00
61,36,404.00	Examination Cell Expenses		51,13,771.00
-	Gymkhana Expenses		1,51,08,469.90
1,04,59,832.00	Library Revenue Expenses		3,29,63,494.00
3,40,06,341.00	Outsource Services		4,24,89,362.50
16,32,000.00	Audit Fees - 2023-24		14,16,000.00
6,64,545.00	Research & Development Expenses		1,29,87,598.18
71,70,231.00	Training & Placement Expenses		2,41,049.00
16,90,358.00	Institute, Faculty, Student Membership		43,02,426.00
3,20,43,280.82	Administrative & Office Expenses		4,81,96,571.55
80,77,535.00	Consumables		70,67,517.81
23,45,048.00	F.Y.B Tech Expenses		31,53,745.00
99,14,154.00	Hostel Expenses		1,84,73,161.00
14,69,11,904.02	IRG Expenses		19,38,57,081.10
2,09,41,152.28	Student Cultural Expenses		1,76,46,212.70
-	Gratuity Policy - Claims paid		67,00,760.00
-	Fund Management Charges		88,855.59
-	Scholarship - CSR		1,30,250.00
47,37,36,120.12	Total (Rs.)		58,94,44,882.33

Note - 21 - Salary Fund - State Govt.

2022-23	Expenses from Salary Fund	2023-24
Amount (Rs.)		Amount (Rs.)
29,21,98,673.00	Salary paid	46,46,65,129.00
29,21,98,673.00	Total (Rs.)	46,46,65,129.00

Note - 22 - Salary Fund - BOG

2022-23	Particulars	2023-24
Amount (Rs.)		Amount (Rs.)
25,47,65,298.00	Salary paid	37,41,60,948.00
25,47,65,298.00	Total (Rs.)	37,41,60,948.00



NOTE - 22

Notes forming parts of Financial Statements

1. Background and fundamental Information:

COEP Technological University is incorporated as specialised technological unitary public university under the act named as "Maharashtra COEP Technological University Act, 2022". The said act had come into force on 21st June, 2022 as per Notification No. Sankirn-1111/(36/20)/TE-2 issued by Higher and Technical Education Department, Government of Maharashtra. Hence, the said university has been incorporated on 21.06.2022. The date 21.06.2022 is called as appointed date by the Government of Maharashtra.

Further, as per para 87 under chapter XII relating to "Transitory Provisions" of the Maharashtra Technological University Act, 2022, all the assets & liabilities vested in existing college (i.e. College of Engineering, Pune) have been transferred to the University on the appointed date i.e. 21st June, 2022.

Therefore, all the Assets and Liabilities are transferred from College of Engineering, Pune (COEP) to COEP Technological University (COEP Tech) at its book value as on 20.06.2022.

2. Significant Accounting Policies:

2.1 Basis of accounting & preparation of Financial Statements:

The financial statements have been prepared on accrual & Going Concern basis under the historical cost convention except in respect of Fees received from students. Fees are accounted as and when received. The Financial Statements of the University have been prepared in accordance with generally accepted accounting principles in India (Indian GAAP) & Accounting Standards issued by the Institute of Chartered Accountants of India (ICAI).

2.2 Use of Estimates:

The preparation of the financial statements requires the Management to make estimates and assumptions considered in the reported amounts of assets and liabilities and disclosures relating to contingent liabilities as at the date of the financial statements and the reported amounts of income and expenditure during the year.



The management believes that the estimates used in preparation of the financial statements are prudent and reasonable. Future results could differ from those estimates. The effect of changes in accounting estimates are reflected in the financial statements in the period in which results are known and, if material, are disclosed in the financial Statements.

2.3 Funds:

- a. The Funds in the Financial Statements have been established as per point no. 75 under chapter X of Maharashtra COEP Technological University Act, 2022.
- b. Opening Balances of the funds have been taken as informed by the Management.

2.4 Revenue Recognition:

- a. Revenue mainly consists of Fees Collected from students. Fees are accounted for on cash basis.
- b. Engineering Advisory Services & Testing Consultancy Services including other ancillary services are accounted for on accrual basis. Invoices are prepared & revenue is booked as per the GST laws.
- c. Other revenue consisting of Interest Income is accounted for on accrual basis.

2.5 Fixed Assets, Intangible Assets & Capital WIP:

- a. Fixed Assets are stated at cost less depreciation. The cost of fixed assets comprises its purchase price net of any trade discounts and rebates, any import duties, and other taxes (other than those subsequently recoverable from the tax authorities), any directly attributable expenditure on making the assets ready for its intended use.
- b. Immovable Property prior to 01.04.2003 belonging to the Govt. of Maharashtra is included in the Assets of the University (Formerly Trust) at Rs 1/- as informed by the management.
- c. Immovable properties constructed/acquired after 01.04.2003 are included in the Assets of the University (Formerly Trust).
- d. The total Furniture, Fixture & Assets include Rs.1,56,45,458.00 transferred from Government of Maharashtra as on 01.04.2003.
- e. Asset under installation or under construction as at Balance sheet date are shown as Capital Work in Progress (CWIP).
- f. Intangible assets are recorded at the consideration paid for acquisition of such assets and are carried at cost less accumulated amortisation and impairment.



2.6 Depreciation & amortisation:

Depreciation on fixed assets has been provided on the WDV method at rates prescribed by Income Tax Act, 1961. Depreciation is charged at 50% of normal depreciation for assets put to use after 3rd October 2023.

2.7 Investments:

Investments comprises of Fixed Deposits with the banks & NBFC's. Investments are accounted at cost.

2.8 Accounting for Grants:

- a. Project based grants are received during the year. Unspent balance of the grants is shown under liabilities.
- b. Some Project grants have remained unspent for more than a year.
- c. Salary Grant is accounted for as & when received. Salary deductions are subject to reconciliation.

2.9 Foreign Currency Transactions:

The transactions in foreign exchange entered are accounted at the exchange rate prevalent on the date of the transaction. Foreign exchange gains or losses are recognised in the Income & Expenditure account (if any).

2.10 Contingent Liabilities:

- a. Contingent liability as informed by the management is Rs.14 Cr. (for arrears of Seventh Pay Commission to all staff, MSEB bill payment and water tax etc.)
- b. It was informed that cybercrime of Rs. 51,00,000/- was committed and complaint has been filed. It was further informed that the case has been suspended. The said balances are carried forward as it is in the books.

3. Others:

3.1 Land at Chikhali:

The leased property (Chikhali Land) given by the Government of Maharashtra has been shown under Assets at a value of Re.1/-



3.2 Earmarked Funds (Any Other Funds)

Accumulated Funds:

Details of Funds accumulated u/s 11(2) of the Income Tax Act, 1961 to be utilized within 5 years from the year of accumulation is given below.

Sr. No	Funds	Amount	Accumulation Year	To be used on or before	Expenses incurred	Balance Outstanding
1	Swayam Satellite	50,00,000	31.03.2018	31.03.2023	27,441	49,72,559
2	McDermid Alpha Centre	40,00,000	31.03.2021	31.03.2026	40,00,000	-
3	Building Fund – Library & Computer IT	12,00,00,000	31.03.2021	31.03.2026	10,03,51,421	1,96,48,579
4	Building Fund – Chikhali	7,00,00,000	31.03.2023	31.03.2028	7,00,00,000	-
	Building Fund – Chikhali	3,00,00,000	31.03.2024	31.03.2029	-	3,00,00,000

a. **Swayam Satellite** – This fund was created in the FY 2017-18 out of funds received from Government of Maharashtra. It was to be utilized by 31.03.2023 as per sec 11(2) of the Income Tax Act, 1961. We were informed that the funds could not be utilized within the time limit due to certain circumstances. Thus, the unutilized amount of Rs 49,72,559/- was reported as income u/s 11(3) of the Income in AY 2023-24.

The unutilized amount has been shown as liability since it may have to be returned to the Government.

b. Unspent Accumulated funds (as per Income Tax Act, 1961) have been carried over to the University as per the COEP Technological University Act, 2022. The due date/time limit for utilization of such funds shall be as given in the table above.

3.3 Sundry Creditors:

Sundry Creditors are net of debit balances to accounts classified under Sundry Creditors group & are subject to confirmations.



3.4 Scholarship/Freeship/Hostel Maintenance Payable:

As informed to us, the Scholarships/Freeship/Hostel Maintenance for the years after 2017-18 are being credited directly to the accounts of the eligible students. Institutes share of the above is to be recovered from the students.

3.5 Student Deposit is subject to reconciliation.

3.6 Duties & Taxes:

This includes GST Payable. GST figures are subject to filing of Annual Returns GSTR 9 & GSTR 9C for the FY 2023-24

3.7 Current Assets:

Deposits: Deposits includes Rs 1,14,99,292.06/- with LIC on account of Employees Group Gratuity Scheme.

3.8 Advances to Suppliers & others are subject to confirmations.

3.9 Sundry Debtors:

Sundry Debtors are net of credit balances to accounts classified under Sundry Debtors group & are subject to confirmations.

3.10 Debit & Credit Balances are subject to confirmations.

3.11 Previous year's figures have been regrouped wherever necessary.

3.12 Income Tax:

The University is registered under section 12A of the Income Tax Act, 1961 & is eligible for exemption u/s 11. Thus, no provision for income tax is made in the books of accounts.

